



OUR SYSTEM WORLD IN OVERVIEW

For laying of tiles, natural
stone and screed



MASTERING ALL REQUIREMENTS **WITH ASSURANCE**

Optimum work processes
for your handwork.

Everyday life for you as
a tile layer can be so simple.
All you need is 17 products
in 6 systems.

You don't need anything more for 90 percent of jobs in the tiling trade. So that you always have a complete overview, we have summarised all systems clearly in this brochure.

With SCHOMBURG's systems we want to give you the greatest possible security when executing your orders. All components of a system are coordinated with one another in such a way that they complement each other perfectly and enable you to optimise work processes. See for yourself!

Contents

01 SUBSTRATE **SYSTEM**



02 BATHROOM **SYSTEM**



03 STANDARD **SYSTEM**



04 EXTERIOR AREA **SYSTEM**



05 INDUSTRY & COMMERCE **SYSTEM**



06 SWIMMING POOL **SYSTEM**





THE SUBSTRATE SYSTEM

The SCHOMBURG substrate system helps to identify substrates in wall and floor areas and supports you in making the right choice for priming and levelling. The other application-specific systems, such as the Bathroom System, are laid on the perfectly prepared substrate.

In the Substrate System you will find the ideal product for preparing and levelling your substrates. In addition to the ASO-Unigrund primers, the Substrate System also offers the filler SOLOPLAN-30-PLUS and the matching levelling mortar ASOCRET-M30. Your solution for levelling wall and floor substrates.

The fast-hardening silicate casting resin ASODUR-GH-S complements the system as an accessory. The product for effectively sealing cracks in the substrate. With the SCHOMBURG Substrate System you make it easy to level substrates and prime surfaces.



The Substrate System "Wall" is the basis for the other systems from SCHOMBURG.



GYPSUM PLASTER


Suitable indoor substrates up to a water impact class W1-I. Sufficiently dry and not smoothed or felt boarded, a tried and tested substrate in a dry environment.



ASO-Unigrund-GE



SOLOCRET-50



PLASTERBOARD


Suitable indoor substrates up to a water impact class W1-I. Can be covered directly with tiles. Observe the manufacturer's load information.



ASO-Unigrund-GE



SOLOCRET-50



© James Hardie Europe GmbH

CEMENT FIBREBOARD

Suitable indoor surfaces up to a water impact class W3-I. Durable board substrate. Ideal for commercial kitchens or areas with high water exposure.



ASO-Unigrund-S



ASOCRET-M30



© wedi GmbH

TILE SUBSTRATE ELEMENT

Suitable substrates indoors and in exterior area up to a water impact class W3-I. Using the ring-point method, mechanically attached to the substrate or in a frame construction, an all-rounder - especially in renovation.



ASO-Unigrund-GE



ASOCRET-M30



TILES

Suitability in the system depending on the substrate under the existing tile covering. Firmly adhering, free of dirt, dust, grease and cleaning agent residues, a problem-free substrate for renovation.



ASO-Unigrund-S



ASOCRET-M30



Substrate System "Wall"



CONCRETE


Suitable substrate for mechanical stress and high water exposure. Sufficiently old (usually after approx. 6 months) and free of laitance layers, binder enrichments and adhesion inhibiting substances. A substrate for the industrial environment.



ASO-Unigrund-GE



ASOCRET-M30



SUBSTRATE WITH ADHESIVE RESIDUE

Suitability in the system depending on the substrate below the existing tile adhesive.



ASO-Unigrund-GE



ASOCRET-M30



LIME CEMENT PLASTER

Suitable substrate interior and exterior area up to a water impact class W3-I. Sharply peeled off and not smoothed, it is an absolute all-rounder among substrates.



ASO-Unigrund-GE



ASOCRET-M30



CEMENT PLASTER

Suitable substrate in interior and exterior area up to a water impact class W3-I. The most pressure-stable and least sensitive among the plaster surfaces.



ASO-Unigrund-GE



ASOCRET-M30



The Substrate System "Floor" is the basis for the other systems from SCHOMBURG.

© weid GmbH



TILE SUBSTRATE ELEMENT


Suitable substrate in interior and exterior area up to a water impact class W3-I. Suitability and application according to manufacturer's instructions.



ASO-Unigrund-GE



SOLOPLAN-30-PLUS



TILES

Suitability in the system depending on the substrate under the existing tile covering. Firmly adhering, free of dirt, dust, grease and cleaning agent residues, a problem-free substrate for renovation.



ASO-Unigrund-S



SOLOPLAN-30-PLUS



CONCRETE

Suitable substrate, even with higher mechanical loads and high water exposure. Sufficiently old (usually after approx. 6 months) and free of laitance layers, binder enrichments and adhesion inhibiting substances. A substrate for the industrial environment.



ASO-Unigrund-GE



SOLOPLAN-30-PLUS



SCREED (CEMENT-BASED)

Suitable substrate in interior and exterior area up to a water impact class W3-I. Installed conventionally in a semi-dry consistency or as a flowable variant. Optionally as a special construction as an accelerated or fast setting screed.



ASO-Unigrund-GE



SOLOPLAN-30-PLUS



SUBSTRATE WITH ADHESIVE RESIDUE


Suitability in the system depending on the substrate below the existing tile adhesive.



ASO-Unigrund-GE



SOLOPLAN-30-PLUS



WOOD STRUCTURE


Suitable substrate in a dry interior area. Solid, screwed, rigid, levelled and decoupled. Functional in refurbishment.



ASO-Unigrund-S



SOLOPLAN-FA



ASPHALT SUBSTRATE

Suitable indoor surfaces up to a water impact class W3-I. Sufficiently pressure-resistant, unheated and protected from strong sunlight. Suitable for mounting tiles and thin-layer levelling compounds (< 10 mm).



ASO-Unigrund-S



SOLOPLAN-30-PLUS



SCREED (CALCIUM SULPHATE BASED)

Suitable substrate in interior and exterior area up to a water impact class W1-I. Conventionally applied in a semi-dry consistency or in a flowable manner. After the surface has been sanded and dried, what matter's is the tile format!



ASO-Unigrund-GE



SOLOPLAN-30-CA

© James Hardie Europe GmbH



SCREED ELEMENTS

Suitability for areas exposed to water depending on the manufacturer. Suitability varies in accordance with manufacturer's instructions. A substrate with variety of applications. As a dry screed or as a cavity floor for direct tiling or as a wet construction with a calcium sulphate flowing screed.



ASO-Unigrund-S



SOLOPLAN-30-PLUS

ACCESSORIES

- ASODUR-GH-S
- RD-SK50

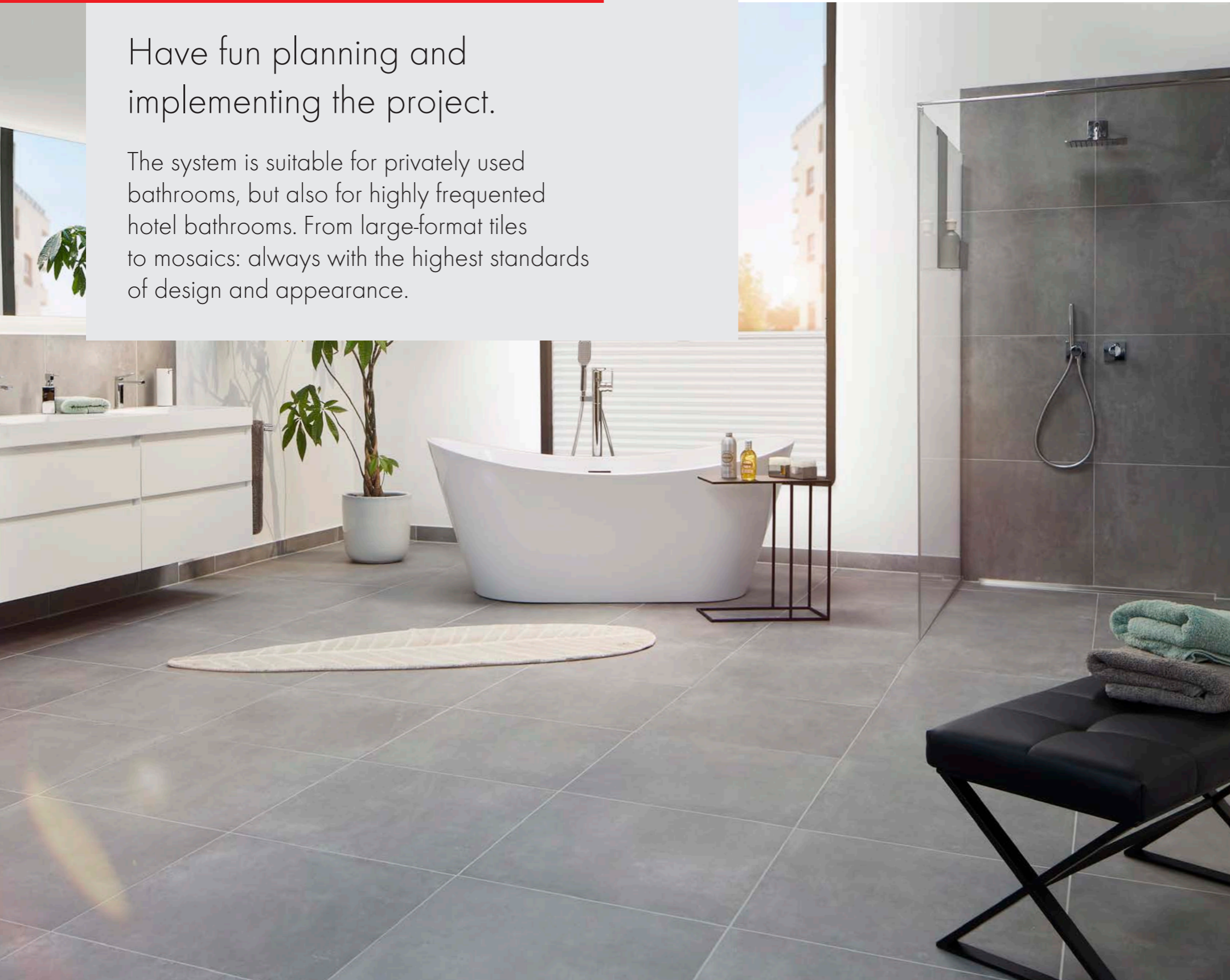




THE BATHROOM SYSTEM

Have fun planning and implementing the project.

The system is suitable for privately used bathrooms, but also for highly frequented hotel bathrooms. From large-format tiles to mosaics: always with the highest standards of design and appearance.



With the Bathroom System from SCHOMBURG, everything stays watertight.

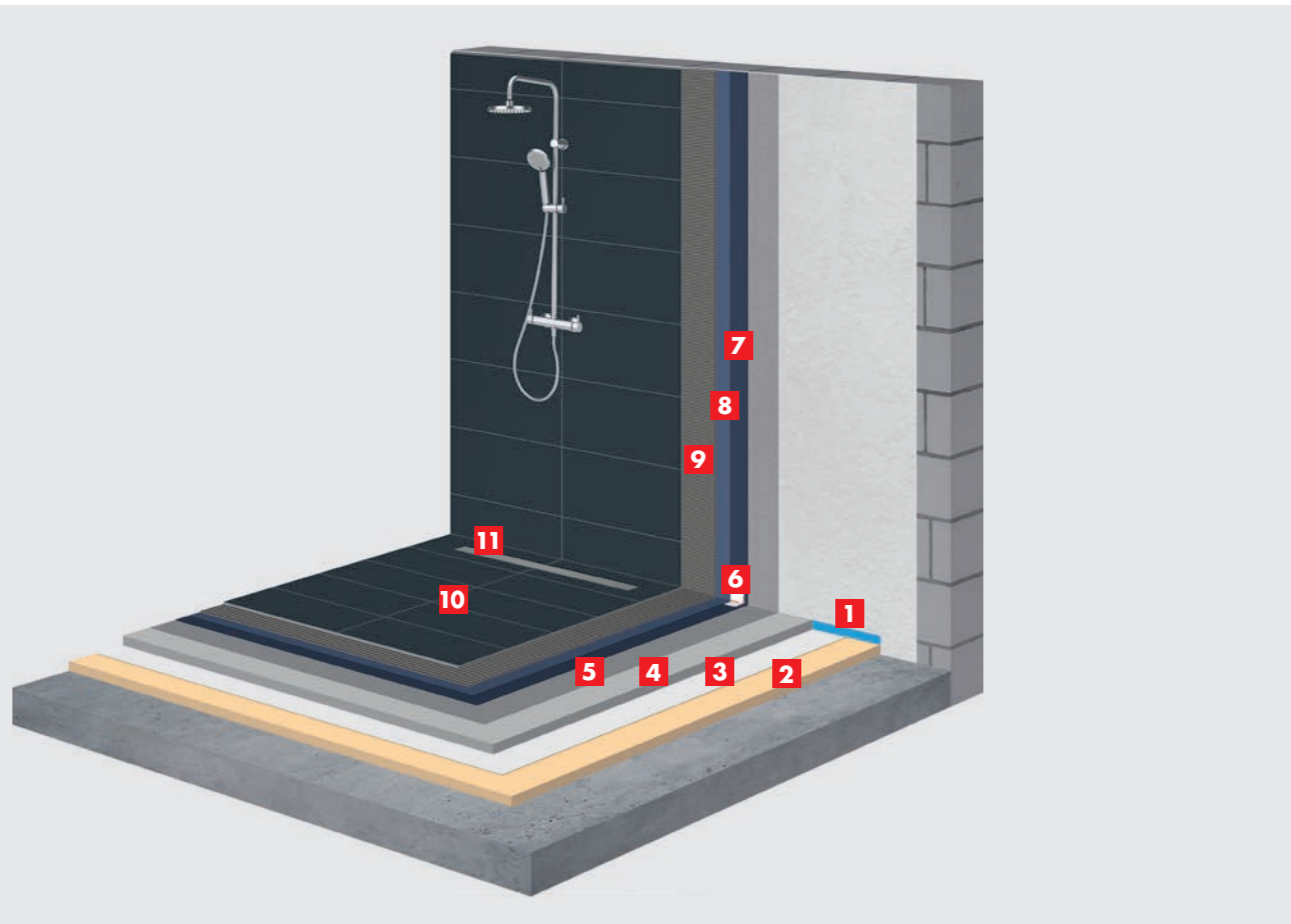
Simple for you: The Bathroom System from SCHOMBURG is absolutely flexible when laying tiles. For laying large-format tiles through to mosaics. Your creativity knows no limits.

The advantages

- ✓ The right sealing solution for every water exposure class.
- ✓ Security in the system, with coordinated products.
- ✓ Easy cleaning and care thanks to the CRISTALLFUGE-EPOX.



Structure and components in the Bathroom System



1. Substrate preparation

- 1 Place an edging strip
- 2 Lay the insulation layer (for screed on insulation layer)
- 3 Lay the separating layer (for screeds on an insulation layer or screeds on a separating layer)
- 4 Create the screed with ASO-SEM
- 5 Prime the substrate with ASO-Unigrund-GE or ASO-Unigrund-S

2. Creating bonded composite waterproofing

- 6 Apply the ASO-Sealing-Tape-120 and the shaped pieces ASO-Joint-Tape-Corner-O, ASO-Joint-Tape-Corner-I, ASO-Joint-Sleeve-Floor-W and the ASO-Sloped-Corner with AQUAFIN-1K-PREMIUM
- 7 Apply the first layer of SANIFLEX to the wall area and AQUAFIN-1K-PREMIUM to the floor area
- 8 Apply the second layer of SANIFLEX to the wall area and AQUAFIN-1K-PREMIUM to the floor area
The minimum dry layer thickness of both layers must be 0.5 mm for SANIFLEX and for AQUAFIN-1K-PREMIUM is 2 mm.

3. Laying tiles

- 9 Lay tiles using the thin-bed method with the MONOFLEX-XL or alternatively with the MONOFLEX

4. Grouting of tiles

- 10 Grout the tiled wall and floor substrates with CRISTALLFUGE-PLUS or alternatively with CRISTALLFUGE-EPOX
- 11 Create movement joints with ESCOSIL-2000

Products



AQUAFIN®-1K-PREMIUM

Rapidly walkable and flexible waterproofing slurry 1K

- Single component
- Flexible and crack bridging
- Rapid setting
- Vapour permeable, resistant to frost, UV-resistant and ageing-resistant
- Very low-emission - EMICODE EC1-PLUS



SANIFLEX

Liquid waterproofing membrane, ready to use

- Ready to use, solvent free
- Elastic and watertight
- Vapour permeable
- Very low-emission - EMICODE EC1-PLUS
- Fulfils AgBB formula requirements



MONOFLEX-XL

Flexible, high yielding tile adhesive S1

- C2 TE S1 after DIN EN 12004
- Normal setting mortar with high tensile adhesion strength (C2)
- Reduced slipping (T), extended open time (E)
- Deformable mortar (S1)
- Very low-emission - EMICODE EC1-PLUS



CRISTALLFUGE-PLUS

Multifunctional, flexible, fine-joint mortar, rapid setting 1 - 10 mm

- CG2 WA in accordance with DIN EN 13888
- Rapid crystalline binding of the mixing water
- Protects against bacterial attack and mould growth
- Fulfils AgBB formula requirements
- Protects against discolouration caused by the stone's own components with sensitive laying materials



OTHER PRODUCTS IN THE SYSTEM

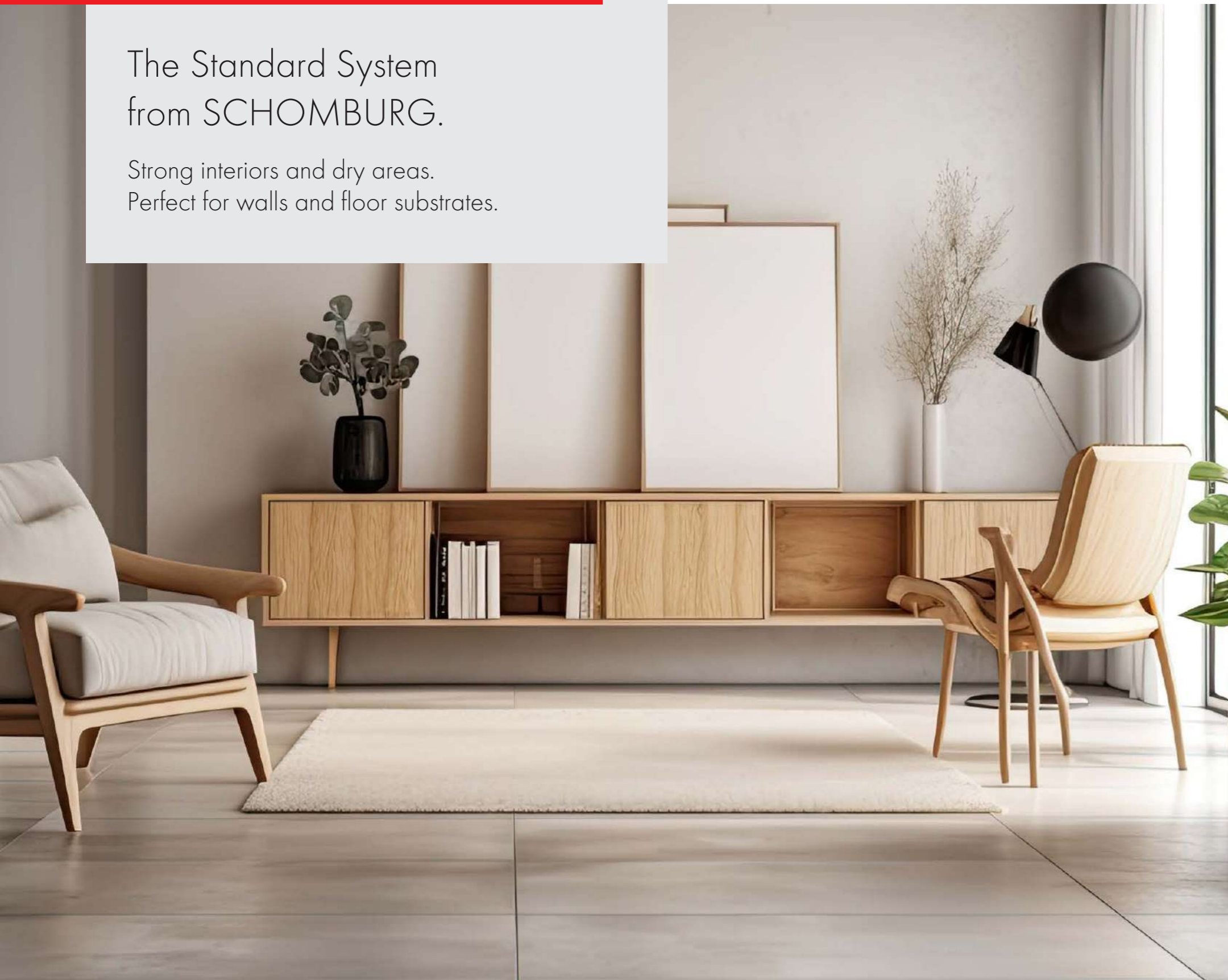
- ASO-SEM
- ASO-Unigrund-S
- ASO-Unigrund-GE
- ASOCRET-M30
- SOLOPLAN-30-PLUS
- ASO-Joint-Tape-120
- ASO-Joint-Tape-Corner-O
- ASO-Joint-Tape-Corner-I
- ASO-Joint-Sleeve-Floor-W
- ASO-Sloped-Corner
- MONOFLEX
- CRISTALLFUGE-EPOX
- RD-SK50
- ESCOSIL-2000



THE EXTERIOR AREA SYSTEM

The Standard System
from SCHOMBURG.

Strong interiors and dry areas.
Perfect for walls and floor substrates.



With the Standard System
from SCHOMBURG you can
lay small and large format tiles
in dry indoor areas.

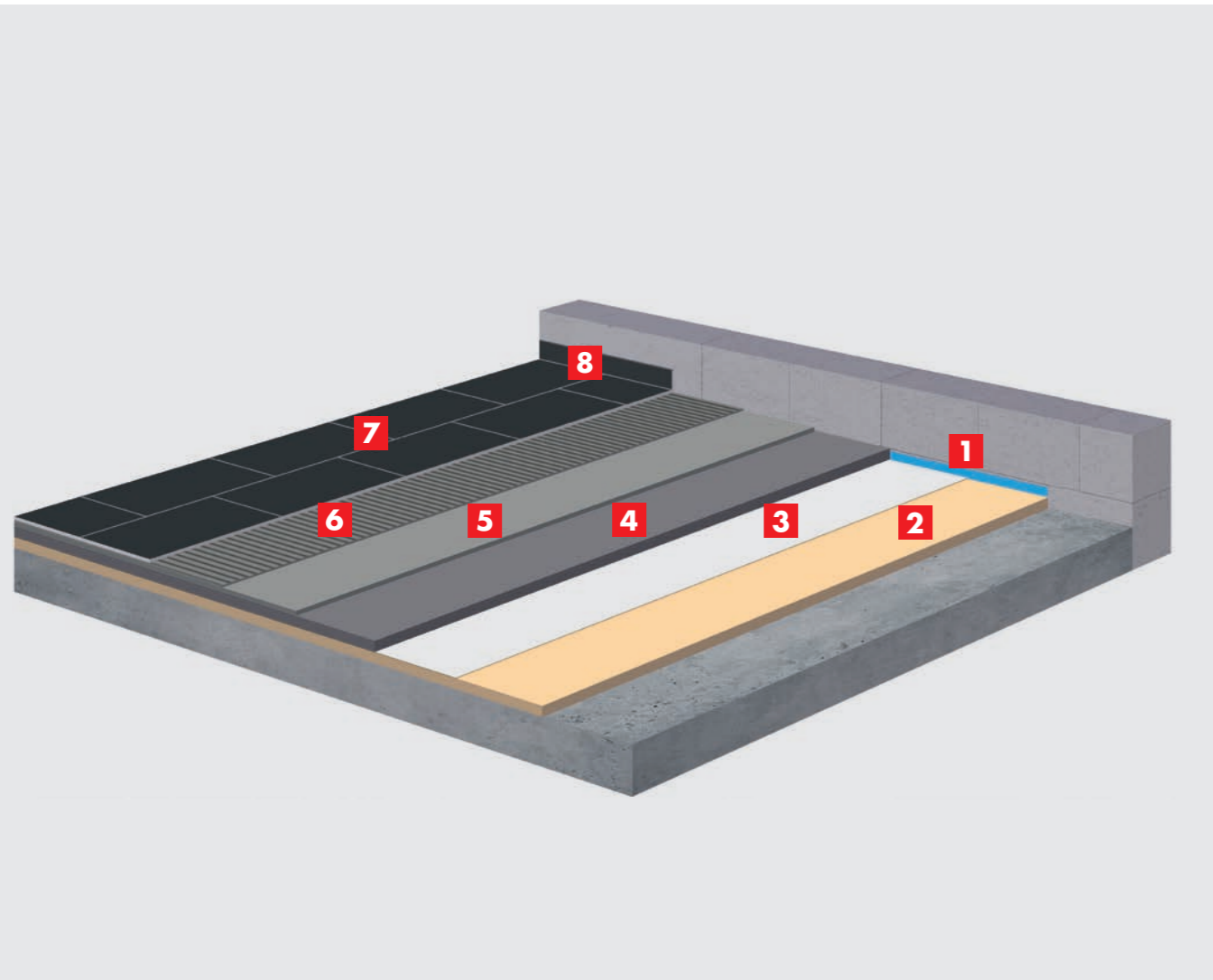
The Standard System from SCHOMBURG is ideal for use in private residential construction or in a commercial environment, such as office buildings. Here too, the tile adhesives MONOFLEX or MONOFLEX-XL form an ideal combination with CRISTALLFUGE-PLUS or CRISTALLFUGE-EPOX.

The advantages

- ✓ One system for every tile format.
Universally applicable.
- ✓ Matched to the Substrate
System.
- ✓ Success with just five
system products.



Structure and components in the Standard System



1. Substrate preparation

- 1 Place an edging strip
- 2 Lay the insulation layer (for screed on insulation layer)
- 3 Lay the separating layer (for screeds on an insulation layer or screeds on a separating layer)
- 4 Create the screed with ASO-SEM
- 5 Prime the substrate with ASO-Unigrund-GE or ASO-Unigrund-S

2. Laying tiles

- 6 Lay tiles using the thin-bed method with the MONOFLEX-XL or alternatively with the MONOFLEX

3. Grouting of tiles

- 7 Grout the tiled surfaces with CRISTALLFUGE-PLUS or alternatively with CRISTALLFUGE-EPOX
- 8 Create movement joints with ESCOSIL-2000

Products



ASO®-SEM

Accelerated screed mortar with high strength

- CT-C40-F6, cement-based screed (CT)
- Pre-blended dry mortar
- Compressive strength of 40 N/mm² (C40) in accordance with DIN EN 13813
- Flexural strength 6 N/mm² (F6) in accordance with DIN EN 13813
- Rapid setting, dust-suppressing, very low emission - EMICODE® EC 1PLUS



ASO®-UNIGRUND-GE

Ready to use primer

- Ready to use
- Resistant to alkalis and water
- Solvent free
- Very low-emission - EMICODE EC1-PLUS
- Fulfils AgBB formula requirements



MONOFLEX-XL

Flexible, highly yielding tile adhesive S1

- C2 TE S1 after DIN EN 12004
- Normal setting mortar with high tensile adhesion strength (C2)
- Reduced slipping (T), extended open time (E)
- Deformable mortar (S1)
- Very low emission - EMICODE EC1-PLUS



CRISTALLFUGE-PLUS

Multifunctional, flexible, fine-joint mortar, rapid setting 1 - 10 mm

- CG2 WA in accordance with DIN EN 13888
- Rapid crystalline binding of the mixing water
- Protects against bacterial attack and mould growth
- Fulfils AgBB formula requirements
- Protects against discolouration caused by the stone's own components with sensitive laying materials



OTHER PRODUCTS IN THE SYSTEM

- ASO-Unigrund-S
- MONOFLEX
- CRISTALLFUGE-EPOX
- ESCOSIL-2000
- ASOCRET-M30
- SOLOPLAN-30-PLUS
- RD-SK50



THE EXTERIOR AREA SYSTEM

A plus for the exterior area.

For building or renovating a tile covering on a terrace, balcony or loggias. Ideal for laying bonded composites, for tile formats up to 60 x 120 cm.



With the Exterior Area System from SCHOMBURG you can expand the living space for your customers - regardless of whether it is a terrace, balcony or loggia. At the same time, you expand your field of activity. Lucrative renovation and new construction projects await you in the exterior area.

You work in your usual system environment with familiar components that offer you complete security, even in the exterior area. And we take security literally. Here we are talking about frost and water resistance as well as protection against mechanical stress. With the System, exterior areas can be cleaned with a high-pressure cleaner thanks to the CRISTALLFUGE-HF or the CRISTALLFUGE-EPOX.

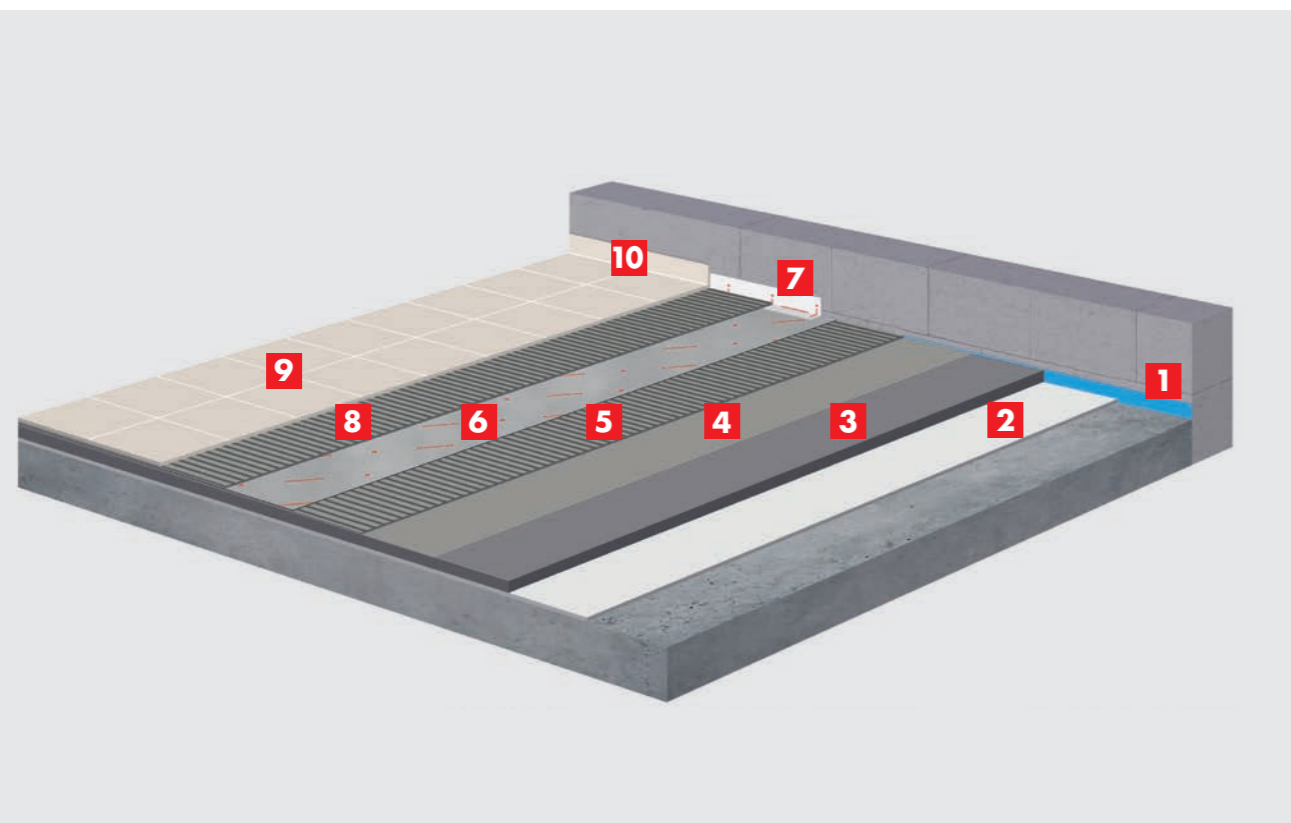
With the Exterior Area System, all tile formats up to 60 cm x 120 cm x 1.5 cm can laid in a bond.

The advantages

- ✓ Lucrative additional business for you, visual win for your customers.
- ✓ System tested under climatic conditions to minimise your risk exposure.
- ✓ Resistant to water and frost.
- ✓ Mechanical cleaning possible thanks to CRISTALLFUGE-EPOX or CRISTALLFUGE-HF.



Structure and components in the Exterior Area System



1. Substrate preparation

- 1 Place an edging strip
- 2 Lay the separating layer (for screeds on separating layer)
- 3 Creating the screed on the separating layer or bonded composite screed with ASO-SEM
- 4 Prime the substrate with ASO-Unigrund-GE or ASO-Unigrund-S

2. Creating bonded composite waterproofing

- 5 Apply the ASO-Joint-Tape-Corner-120 and the shaped pieces ASO-Joint-Tape-Corner-O, ASO-Joint-Tape-Corner-I with AQUAFIN-RS300.
- 6 Apply the first layer of AQUAFIN-RS300 or apply SANIFIN waterproofing and decoupling membrane with MONOFLEX-XL. When using the SANIFIN waterproofing and decoupling membrane, overlapping membranes and connections to joint sealing tapes and shaped pieces must be bonded and filled with AQUAFIN-RS300.
- 7 Apply the second layer of AQUAFIN-RS300. The minimum dry layer thickness for AQUAFIN-RS300 must be 2 mm.

3. Laying tiles

- 8 Lay tiles in a thin-bed, with virtually no voids, using UNIFIX S3 or alternatively MONOFLEX-XL

4. Grouting of tiles

- 9 Grout the tiled surfaces with CRISTALLFUGE-HF or alternatively with CRISTALLFUGE-EPOX
- 10 Create movement joints with ESCOSIL-2000

Products



AQUAFIN®-RS300

Rapid hybrid waterproofing

- Waterproofing in accordance with DIN 18533 and DIN 18535
- Bonded composite waterproofing in accordance with DIN 18531, DIN 18534, DIN 18535, DIN EN 14891, CM O1 P in accordance with DIN EN 14891
- Seamless and jointless building waterproofing, hydraulic, self-crosslinking setting
- Rapid reactive drying, very low-emission - EMICODE EC1-PLUS
- Resistant to concrete-corrosive fluids, in accordance with DIN 4030
- For transitions to watertight building components



ASO®-Joint-Tape-120

Joint sealing tape for bonded waterproofing in combination with tile finishes

- Fleece-laminated on both sides, stretchy, watertight
- Extremely low-emission - EMICODE EC1-PLUS
- Fulfills AgBB formula requirements
- System component of SCHOMBURG bonded waterproof systems



UNIFIX®-S3

Highly flexible tile adhesive

- C2 TE S2 after DIN EN 12004
- Normal setting mortar with high tensile adhesion strength (C2)
- Reduced slipping (T), extended open time (E)
- Increased flexural strength (S2), thin-bed
- Very low-emission - EMICODE EC1-PLUS



CRISTALLFUGE®-HF

High strength flex grouting mortar 3 - 20 mm

- CG2 WA in accordance with DIN EN 13888
- High strength - greater abrasion resistance
- Water-repellent
- Fungus resistant
- Resistant to high-pressure cleaning



OTHER PRODUCTS IN THE SYSTEM

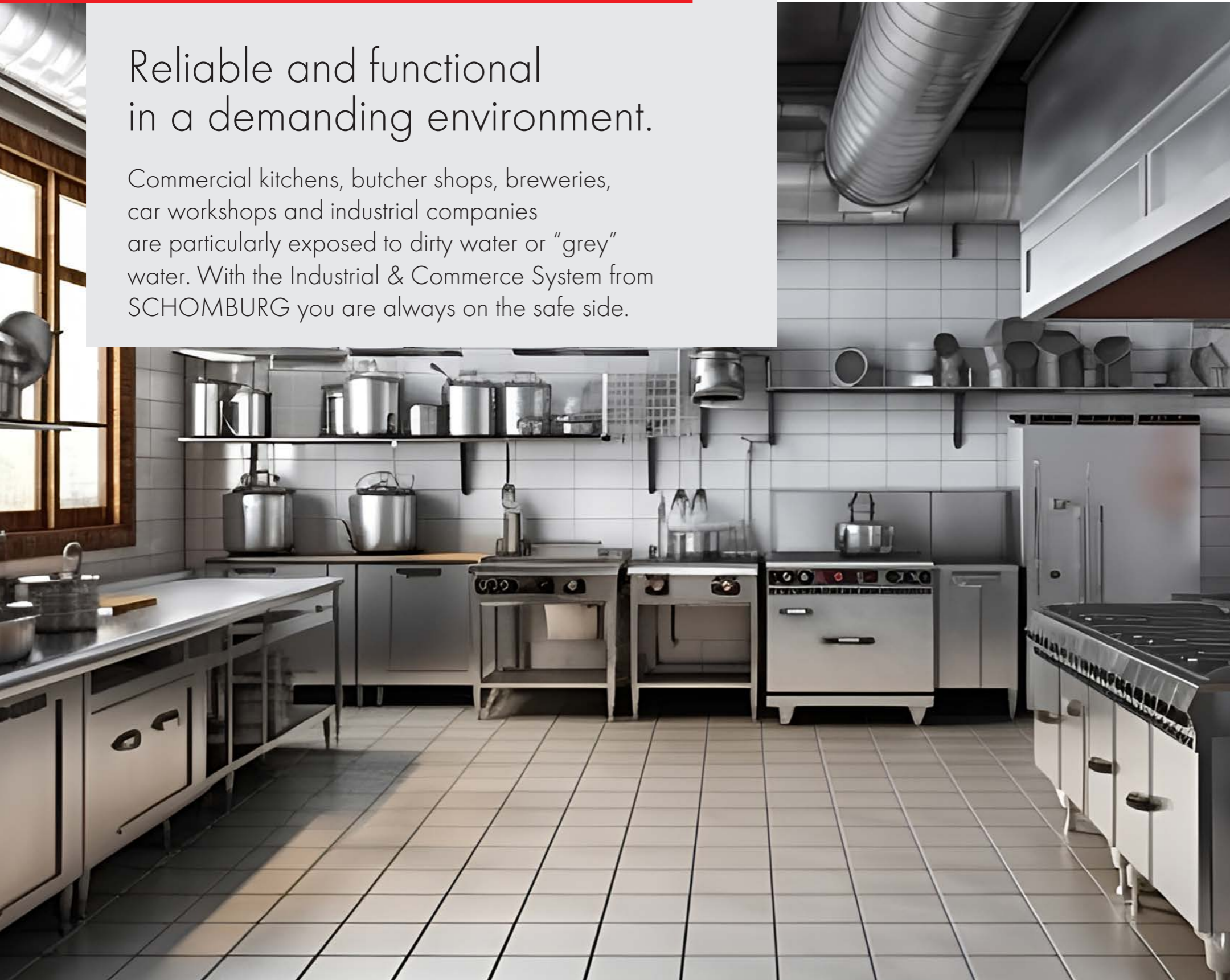
- ASO-Unigrund-S
- ASO-Unigrund-GE
- SANIFIN-Waterproofing-Decoupling Membrane
- ASO-Joint-Corner-Tape-A
- ASO-Joint-Corner-Tape-I
- CRISTALLFUGE-EPOX
- MONOFLEX-XL
- ASOCRET-M30
- RD-SK50
- ESCOSIL-2000



INDUSTRY & COMMERCE SYSTEM

Reliable and functional in a demanding environment.

Commercial kitchens, butcher shops, breweries, car workshops and industrial companies are particularly exposed to dirty water or "grey" water. With the Industrial & Commerce System from SCHOMBURG you are always on the safe side.



We offer you the right system products for the expected exposures. It doesn't matter whether there is a high level of exposure to grey water, chemical or mechanical stress.

The products in the Industry & Commerce System have it all. The reaction resin products tested in the system, such as the 2-component reaction resin seal ASOFLEX-AKB or the 3-component reaction resin joint CRISTALLFUGE-EPOX, impress with their ease of handling and are resistant to mechanical and chemical influences.

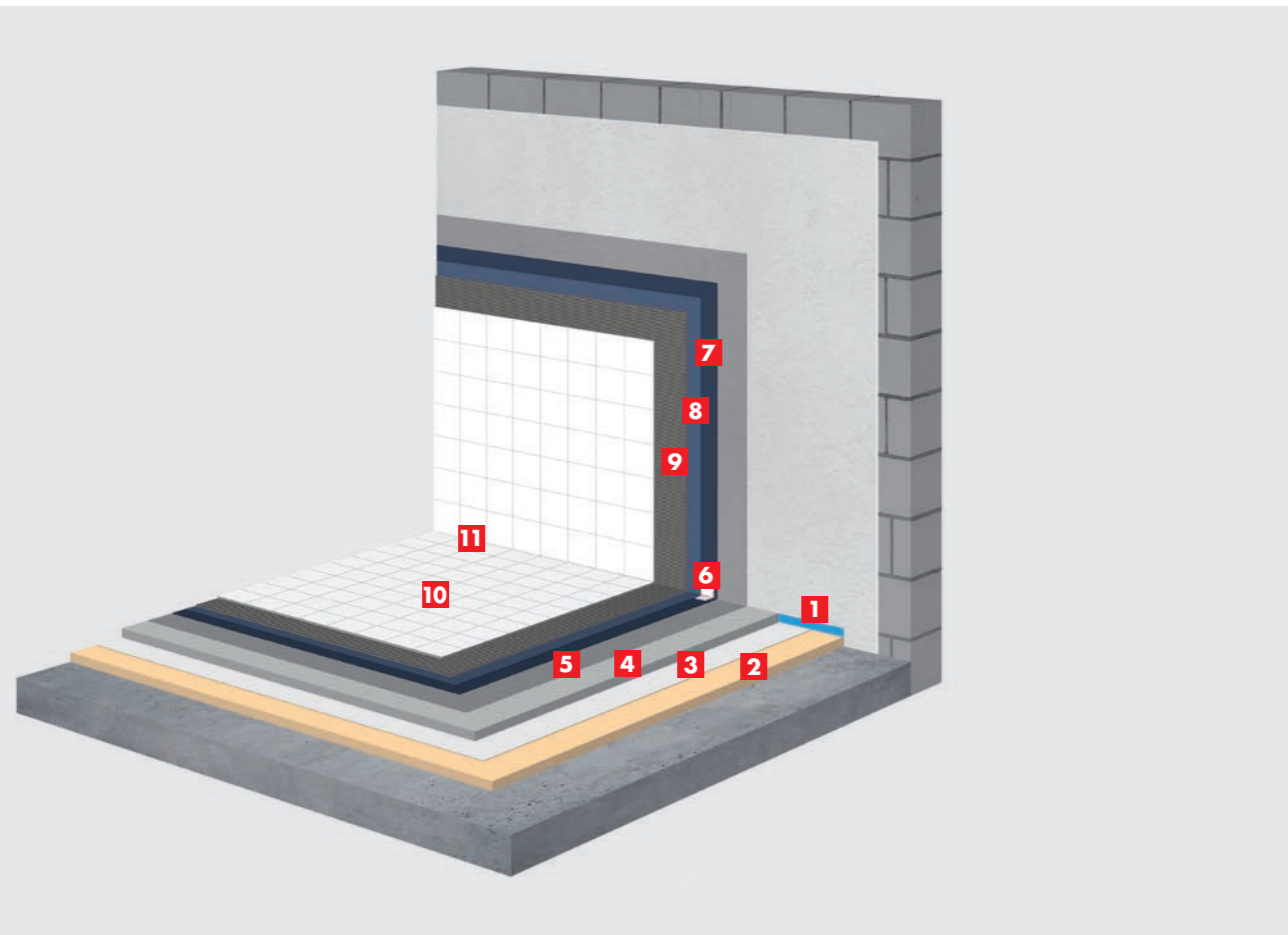
The Industry & Commerce System from SCHOMBURG for your trade in workshops, restaurant kitchens, commercial kitchens or breweries.

The advantages

- ✓ Highly resistant to temperature, water and chemical influences.
- ✓ Under high mechanical loads.
- ✓ System products adapted to every workflow.



Structure and components in the Industry & Commerce System



1. Substrate preparation

- 1 Place an edging strip
- 2 Lay the insulation layer (for screed on insulation layer)
- 3 Lay the separating layer (for screeds on an insulation layer or screeds on a separating layer)
- 4 Create the screed with ASO-EZ4-PLUS
- 5 Prime the substrate with ASODUR-SG3/ASODUR-SG3-thix

2. Creating bonded composite waterproofing

- 6 Apply the ASO-Joint-Tape-2000 and the shaped pieces ASO-Joint-Tape-2000-Corners, ASO-Joint-Sleeve-Wall and ASO-Joint-Sleeve-Floor with ASOFLEX-AKB-WALL
- 7 Apply the first layer of ASOFLEX-AKB-WALL or ASOFLEX-AKB-FLOOR
- 8 Apply the second layer of ASOFLEX-AKB-WALL or ASOFLEX-AKB-FLOOR, if you subsequently use the MONOFLEX-XL, sprinkle the fresh AQUAFIN-AKB with fire-dried quartz sand.

3. Laying tiles

- 9 Lay tiles using the thin-bed procedure with ASODUR-EKF or alternatively CRISTALLFUGE-EPOX. If there is little chemical exposure, it is alternatively possible to lay tiles using the thin-bed procedure with MONOFLEX-XL.

4. Grouting of tiles

- 10 Grout the tiled wall and floor substrates with CRISTALLFUGE-EPOX. If there is little chemical exposure, it is alternatively possible to grout tile finishes with CRISTALLFUGE-HF
- 11 Create movement joints with ESCOSIL-2000

Products



ASODUR®-SG3/ASODUR®-SG3-thix

Epoxy resin barrier primer for damp/thixotropic substrates


- Two-component, solvent free
- Low viscosity, moisture-tolerant and diffusion-inhibiting
- Water and frost resistant
- Resistant to negative water pressure up to 3 bar
- Resistant to diluted alkaline solutions, acids, aqueous salt solutions and lubricants
- Fulfils AgBB formula requirements



ASOFLEX-AKB-WALL/ASOFLEX-AKB-FLOOR

2-component reaction resin sealing for wall/floor substrates

- 2-component reaction resin seal
- Highly resistant to chemicals
- Polyurethane-based
- Highly flexible and crack bridging
- Vapour barrier



ASO®-Joint-Tape-2000

Joint sealing tape for heavy exposure

- Tear-resistant, stretchable
- Watertight
- UV-stabilised
- Highly resistant to corrosive fluids
- Very low emission



CRISTALLFUGE-EPOX

3 component reaction resin-paint mortar 1 – 15 mm

- RG2 in accordance with DIN EN 13888, R2 T after DIN EN 12004
- Protected against bacterial attack and mould growth
- Low water absorption
- Chemical resistance and quickly able to withstand mechanical loading
- Durable bonding
- Fulfils AgBB formula requirements



OTHER PRODUCTS IN THE SYSTEM

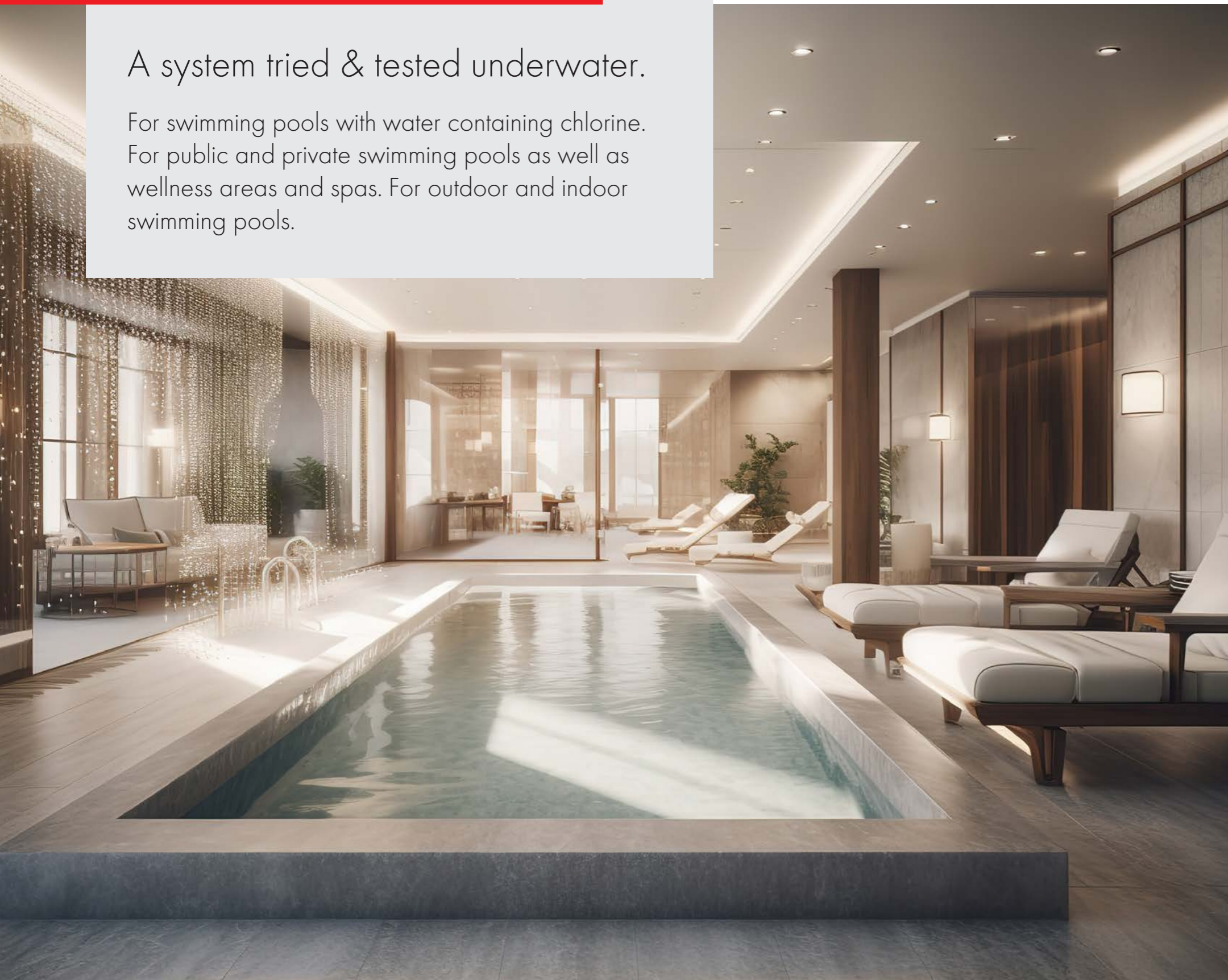
- ASO-EZ4-PLUS
- ASO-Joint-Tape-2000-Corners
- ASO-ASO-Joint-Sleeve-Wall
- ASO-ASO-Joint-Sleeve-Floor
- MONOFLEX-XL
- ASOCRET-M30
- ASODUR-EKF
- CRISTALLFUGE-HF
- SOLOPLAN-30-PLUS
- RD-SK50
- ESCOSIL-2000



SWIMMING POOL SYSTEM

A system tried & tested underwater.

For swimming pools with water containing chlorine. For public and private swimming pools as well as wellness areas and spas. For outdoor and indoor swimming pools.



You can rely on our experience with the SCHOMBURG Swimming Pool System. For public swimming pools with high usage private wellness oases, spas or indoor and outdoor pools. You will succeed with your usual care in the implementation and the Swimming Pool System from SCHOMBURG.

The product combinations of the epoxy resin barrier primer ASODUR-SG3 and the hybrid waterproofing AQUAFIN-RS300 form the layer that is watertight against pressurised water. The highly water-stable tile adhesives SOLOFLEX and UNI-FIX-S3 offer a permanently strong bond in underwater areas.

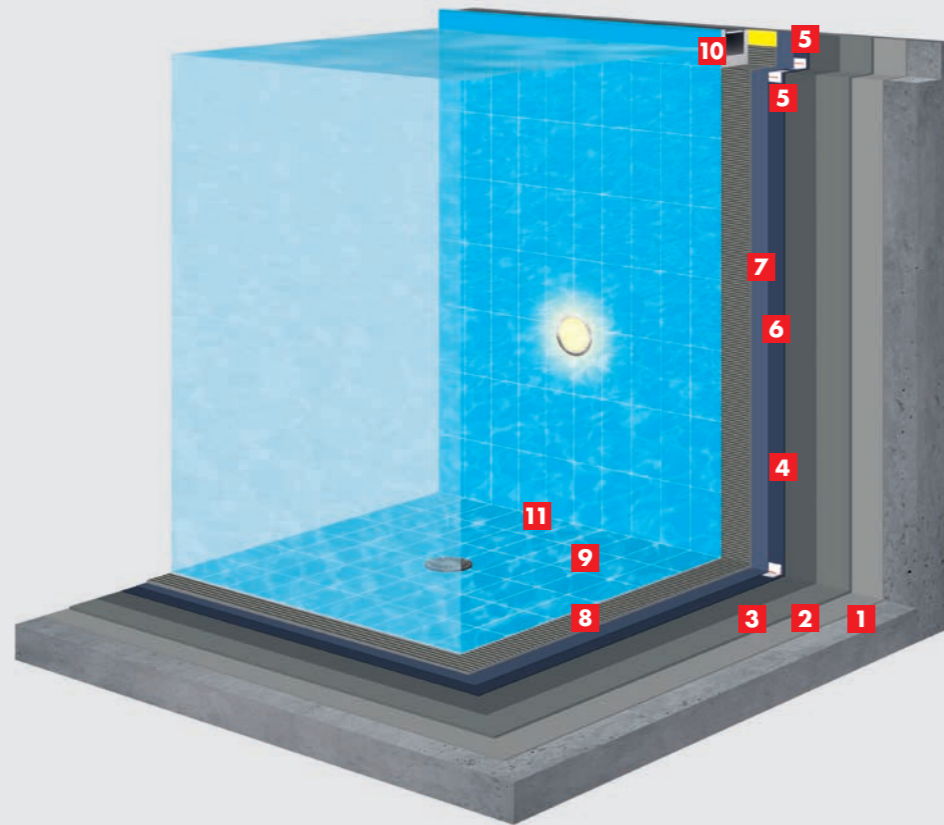
In your work, you benefit from a self-contained and tested system with components that are ideally adapted to your workflows.

The advantages

- ✓ A system proven over 10 years in over 150 public swimming pools.
- ✓ A simple system consisting of a few products for reliable application.
- ✓ Application system optimised for every workflow.



Structure and components in the Swimming pool System



1. Substrate preparation

- 1 Mechanical removal of adhesion inhibiting layers
- 2 Create a bond coat with ASOCRET-HS-FLEX for bonded composite screed in the floor area and with ASOCRET-M30 in the wall area, if levelling or screed is required
- 3 Create a bonded composite screed with ASO-EZ4-PLUS in the floor area, creating a levelling layer with ASOCRET-M30 in the wall area
- 4 Prime the substrate with ASODUR-UNIGRUND-GE

2. Creating bonded composite waterproofing

- 5 Apply the ASO-Joint-Tape-2000 and the shaped pieces ASO-Joint-Tape-2000-Corners, ASO-Joint-Sleeve-Wall and ASO-Joint-Sleeve-Floor with AQUAFIN-RS-300
- 6 Apply the first layer of AQUAFIN-RS300.
- 7 Apply the second layer of AQUAFIN-RS300.
Both layers together must have a minimum dry layer thickness of 2 mm (6 + 7)

3. Laying tiles

- 8 Laying tiles using the floating-buttering method with SOLOFLEX or alternatively UNIFIX-S3

4. Grouting of tiles

- 9 Grout the wall and floor substrates with CRISTALLFUGE-PLUS or alternatively with CRISTALLFUGE-EPOX
- 11 Create movement joints with ESCOSIL-2000-UW

5. Capillary-breaking grout

- 10 Create a capillary-breaking grout with ASODUR-EV-200 with a minimum joint width of 1.5 mm and a minimum joint depth of 50 mm

Products



AQUAFIN®-RS300

Rapid hybrid waterproofing

- Waterproofing in accordance with DIN 18533 and DIN 18535
- Bonded composite waterproofing in accordance with DIN 18531, DIN 18534, DIN 18535, DIN EN 14891, CM O1 P in accordance with DIN EN 14891
- Seamless and jointless building waterproofing, hydraulic, self-crosslinking setting
- Rapid reactive drying, very low-emission - EMICODE EC1-PLUS
- Resistant to concrete-corrosive fluids, in accordance with DIN 4030
- For transitions to watertight building components



SOLOFLEX

Flexible thin and medium bed tile adhesive mortar

- C2TE after DIN EN 12004
- Normal setting mortar with high tensile adhesion strength (C2)
- Reduced slipping (T)
- Extended open time (E)
- Very low-emission - EMICODE EC1-PLUS



CRISTALLFUGE-HF

High strength flex grouting mortar 3 - 20 mm

- CG2 WA in accordance with DIN EN 13888
- High strength - greater abrasion resistance
- Water-repellent
- Fungus resistant
- Resistant to high-pressure cleaning



ASODUR-EV200


3K epoxy resin grouting mortar

- Solvent free
- Low shrinkage
- Watertight up to 5 bar, from 10 mm layer thickness
- Fire class B (DIN EN 13501) for layer thicknesses up to 75 mm
- CE after DIN EN 1504-6 and DIN EN 13813



OTHER PRODUCTS IN THE SYSTEM

- ASOCRET-HS-FLEX
- ASO-EZ4-PLUS
- ASOCRET-M30
- ASO-Unigrund-GE
- ASO-Joint-Tape-2000
- ASO-Joint-Tape-2000 Corners
- ASO-Joint-Sleeve-Wall
- ASO-Joint-Sleeve-Floor
- UNIFIX-S3
- CRISTALLFUGE-EPOX
- ESCOSIL-2000-UW





The SCHOMBURG Group develops, produces and distributes building product systems for the areas of:

- Building waterproofing/repair
- Tile/natural stone/screed laying
- Floor protection/coating systems

SCHOMBURG has been recognised in the market for over 85 years nationally and internationally for its development expertise. Building product systems that are produced in-house are highly prized around the world.

Experts value the quality and the efficiency of building product systems, the services and therefore the core competence of the group of companies.

To meet the demanding requirements of an ever-changing market, we continuously invest in the research and development of new and already existing products. This guarantees an ever increasing product quality to the satisfaction of our customers.

SCHOMBURG GmbH & Co. KG
Aquafinstr. 2-8
D-32760 Detmold (Germany)
Telephone +49-5231-953-00
Fax +49-5231-953-333
www.schomburg.com

